



MTPS12 Series Medical Wall-Mount Adapter Level VI

12-Watt Medical Wall-mount Adapter With AC plug,

INPUT SPECIFICATIONS

All specifications are typical at nominal input, full load.

INPUT SPECIFICATIONS

Input Voltage	AC 100 – 240VAC
Input Frequency	50 – 60Hz
Input Current	0.32A – 0.19A
Protection	Internal Primary Current Fuse Inrush Limiting

OUTPUT SPECIFICATIONS

Output Voltage	See Chart
Efficiency	DoE/CEC Level VI, Energy Star, ErP Stage 2, NRCAN, GEMS Level VI
Protection	Short Circuit Protection Over Current Protection Over Voltage Protection
Ripple	2% Vp-p (max) for Output Voltage
Hold-Up Time	10 mS (min) @ Full Load
Transient Response	0.5mS for 50% Load Change(typ)
Load Regulation	± 5% (typ)

GENERAL SPECIFICATIONS

MTBF(Calculated)	300,000 Calculated hours at 25°C by Telcordia SR-332
Dielectric Withstanding Voltage	4,000 VAC Primary – Secondary
EMC Standards	EN55011, EN61000-3-2,3, EN6100- 4-2,3,4,5,6,8,11
Topology	Switching Flyback
EMS Immunity	Compliance to EN61000-4- 2,3,4,5,6,8,11
Safety Approvals	CB/UL/cUL/FCC/PSE/BSMI



FEATURES

- DoE/CEC LEVEL VI
- UNIVERSAL INPUT (AC100-240V)
- IEC/EN/ANSI/AAMI ES60601-1 (Edition 3.1)
- EMC: IEC60601-1-2 : 2014 (Edition 4.0)
- IEC/EN/UL 62368-1 & 60950-1
- Means of Protection: 2 x MOPP
- Leakage Current: <100 mA
- Regulated Output with Low Ripple Noise

ENVIRONMENTAL SPECIFICATIONS

Operating Temperature	0°C~+40°C
Storage Temperature	-20°C ~ +80°C
Cooling.	Natural Convection Cooling
Operating Humidity	20 – 80% Rh
Storage Humidity	10 – 90% Rh

MECHANICAL SPECIFICATIONS

Case Dimension	L80.2 x W46 x H57.5(mm)
Available Input Connectors	US Plug
Output Connector	5.5 x 2.1 x 9.5 mm C+



MTPS12 Series Medical Wall-Mount Adapter Level VI

Model Number	Output Voltage	Output Current	Max Output Power
MTPS12-03320WA-VI	3.3V	2.00A	6.6W
MTPS12-05020WA-VI	5.0V	2.00A	10.0W
MTPS12-05030WA-VI	5.0V	3.00A	15.0W
MTPS12-06020WA-VI	5.9V	2.00A	11.8W
MTPS12-06220WA-VI	6.2V	2.00A	12.4W
MTPS12-09012WA-VI	9.0V	1.20A	10.8W
MTPS12-12010WA-VI	12.0V	1.00A	12.0W
MTPS12-15008WA-VI	15.0V	0.80A	12.0W
MTPS12-18006WA-VI	18.0V	0.67A	12.0W
MTPS12-24005WA-VI	24.0V	0.50A	12.0W

Part Number Key:

MTPS12 - xxx yy- WA - VI - P

xxx = output voltage

12=12.0V 135 = 13.5V example

yy = output current

55 = 5.5 amp example

P = output connector

P1/(R)* = 2.1/5.5/9.5mm, P2/(R)* = 2.5/5.5/9.5...

* R = Right Angle Connectors

Note: Center Positive (+) standard

Standard DC Plug

Standard PX

Right Angle PXR

	A	B	C	Unit
P1 / P1R	5.5	2.1	9.5	mm
P2 / P2R	5.5	2.5	9.5	mm
P3 / P3R	3.5	1.35	9.5	mm
P4 / P4R	3.8	1.35	9.5	mm
P5 / P5R	3.8	1.05	9.5	mm

P100 = User Defined

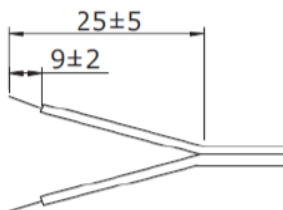
Locking DC Plug

	A	B	C	Unit
P6	5.5	2.1	9.5	mm
P7	5.5	2.5	9.5	mm



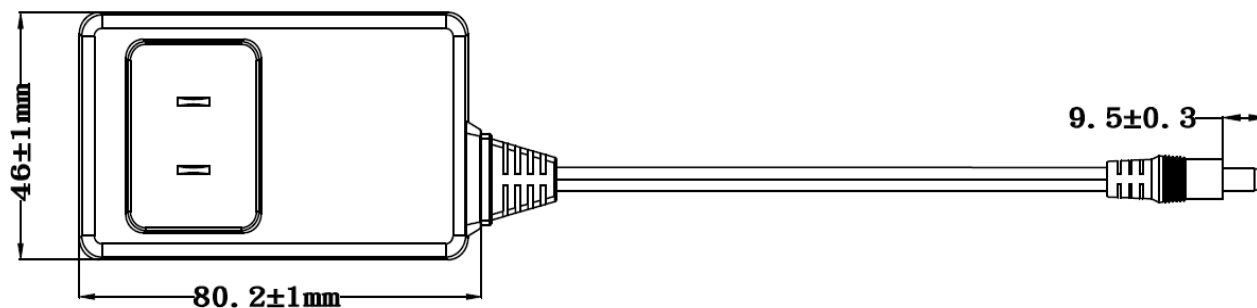
MTPS12 Series Medical Wall-Mount Adapter Level VI

Stripped and Tinned

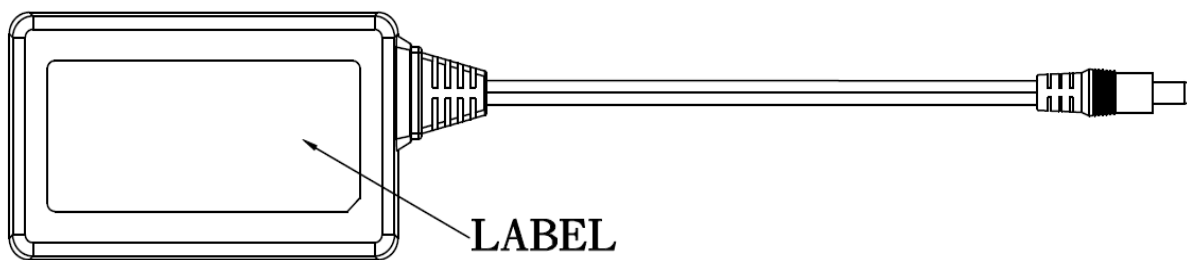


ST = Stripped and Tinned

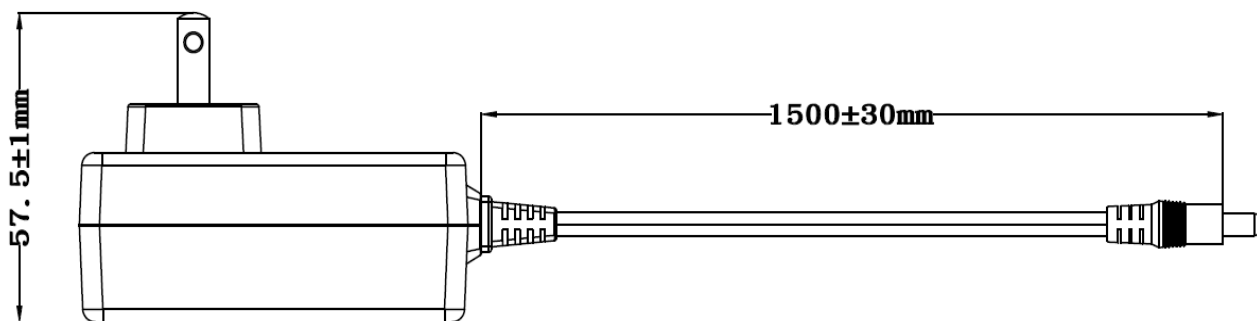
Mechanical Drawing:



TOP-VIEW



BOTTOM-VIEW



SIDE-VIEW