



MTPS24 Series Medical Wall-Mount Adapter Level VI

24-Watt Medical Wall-mount Adapter, With Interchangeable AC plugs,

INPUT SPECIFICATIONS

All specifications are typical at nominal input, full load.

INPUT SPECIFICATIONS

Input Voltage	AC 100 – 240VAC
Input Frequency	50 – 60Hz
Input Current	0.58A – 0.32A
Protection	Internal Primary Current Fuse Inrush Limiting

OUTPUT SPECIFICATIONS

Output Voltage	See Chart
Efficiency	DoE/CEC Level VI, Energy Star, ErP Stage 2, NRCAN, GEMS Level VI
Protection	Short Circuit Protection Over Current Protection Over Voltage Protection
Ripple	2% Vp-p (max) for Output Voltage
Hold-Up Time	10 mS (min) @ Full Load
Transient Response	0.5mS for 50% Load Change(typ)
Load Regulation	± 5% (typ)

GENERAL SPECIFICATIONS

MTBF(Calculated)	300,000 Calculated hours at 25°C by Telcordia SR-332
Dielectric Withstanding Voltage	4,000 VAC Primary – Secondary
EMC Standards	EN55011, EN61000-3-2,3, EN6100- 4-2,3,4,5,6,8,11
Topology	Switching Flyback
EMS Immunity	Compliance to EN61000-4- 2,3,4,5,6,8,11
Safety Approvals	USA: CB/UL/cUL/FCC/PSE/BSMI Europe: & UK: CB/TUV SUD Mark/CE



FEATURES

- DoE/CEC LEVEL VI
- UNIVERSAL INPUT (AC100-240V)
- IEC/EN/ANSI/AAMI ES60601-1 (Edition 3.1)
- EMC: IEC60601-1-2 : 2014 (Edition 4.0)
- IEC 62368-1 & 60950-1
- Leakage Current: < 100mA
- Single Output 24W
- Regulated Output with Low Ripple Noise

ENVIRONMENTAL SPECIFICATIONS

Operating Temperature	0°C~+40°C
Storage Temperature	-20°C ~ +80°C
Cooling.	Natural Convection Cooling
Operating Humidity	20 – 80% Rh
Storage Humidity	10 – 90% Rh

MECHANICAL SPECIFICATIONS

Case Dimension	U -L80.2 x W46 x H57.5(mm) E -L80.2 x W46 x H68.7(mm) B -L80.2 x W49.6 x H62.7(mm) A -L80.2 x W56 x H57.5(mm) C -L80.2 x W46 x H57.5(mm) V -L80.2 x W46 x H40.5(mm)
Available Input Connectors	US/EU/UK/AU/CN/V
Output Connector	See chart



MTPS24 Series Medical Wall-Mount Adapter Level VI

Model Number	Output Voltage	Output Current	Max Output Power
MTPS24-05040MP-VI	5.0V	4.00A	20.0W
MTPS24-09025MP-VI	9.0V	2.50A	22.5W
MTPS24-12020MP-VI	12.0V	2.00A	24.0W
MTPS24-15016MP-VI	15.0V	1.60A	24.0W
MTPS24-24010MP-VI	24.0V	1.00A	24.0W
MTPS24-48005MP-VI	48.0V	0.50A	24.0W

Part Number Key:

Add -NA for USA Blade only

MTPS24- xxx yy MP - VI - P

xxx = output voltage

yy = output current

p = output connector

* R = Right Angle Connectors

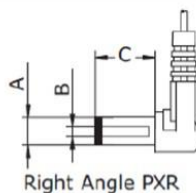
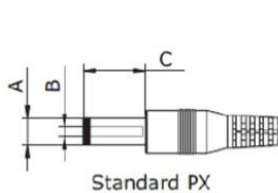
12=12.0V 135 = 13.5V forexample

55 = 5.5 amp example

P1/(R)* = 2.1/5.5/9.5mm, P2/(R)* = 2.5/5.5/9.5...

Note: Center Positive (+) standard

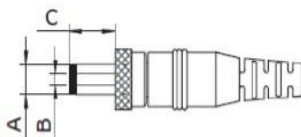
Standard DC Plug



	A	B	C	Unit
P1/ P1R	5.5	2.1	9.5	mm
P2/ P2R	5.5	2.5	9.5	mm
P3/ P3R	3.5	1.35	9.5	mm
P4/ P4R	3.8	1.35	9.5	mm
P5/ P5R	3.8	1.05	9.5	mm

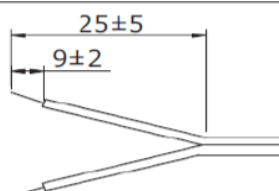
P100 = User Defined

Locking DC Plug



	A	B	C	Unit
P6	5.5	2.1	9.5	mm
P7	5.5	2.5	9.5	mm

Stripped and Tinned

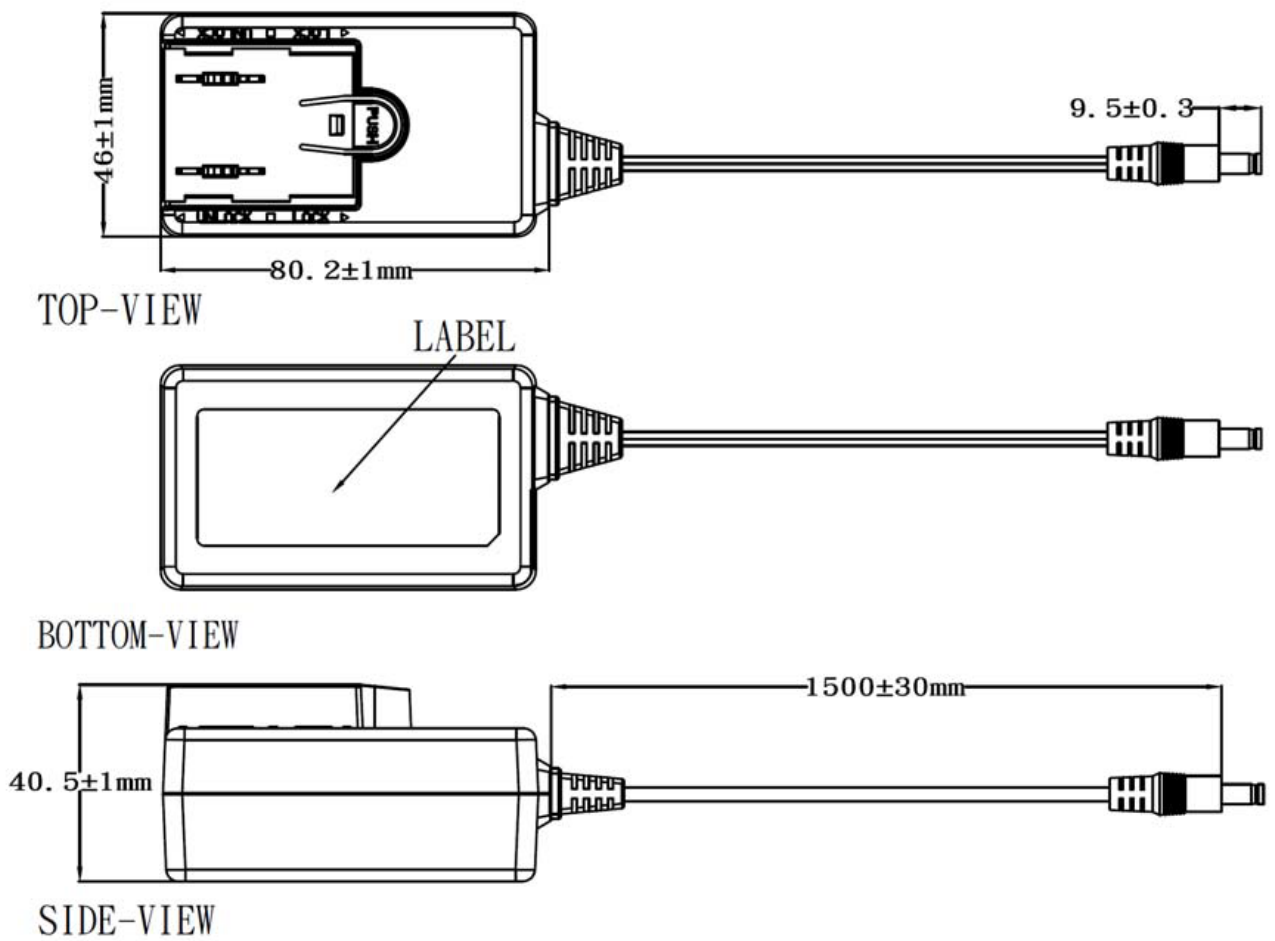


ST = Stripped and Tinned



MTPS24 Series Medical Wall-Mount Adapter Level VI

Mechanical Drawing:



<input type="checkbox"/> USA	<input type="checkbox"/> Europe	<input type="checkbox"/> U.K.	<input type="checkbox"/> Australia	<input type="checkbox"/> China	<input type="checkbox"/> Korea